

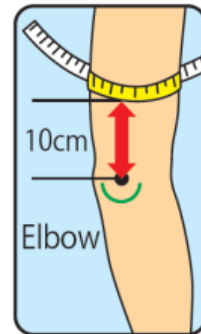
INSTRUCTION FOR USE
VANTELIN COMPRESSION WEAR
Arm Sleeve

SIZE GUIDE

S-M: 21-27 cm

M-L: 27-34 cm

With elbows slightly bent, measure around your arm 10cm above the elbow as shown in the illustration.



FEATURES

Features

Taping line that aligns with the muscle structure suppresses excessive muscle movement causing fatigue.

Applies appropriate compression from the wrist to the upper arm.

Highly breathable, all-day comfort

Highly absorbent material enhances wearing comfort by quickly absorbing and diffusing sweat.

Easy to stretch and move

with highly stretchable LYCRA® Fiber applicable for wide range of movement

UV Protection

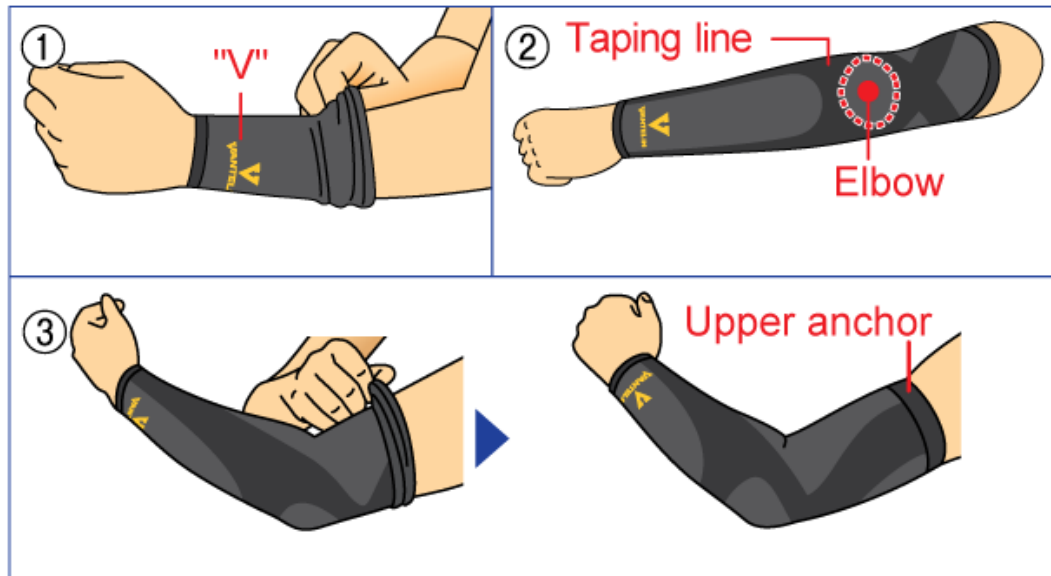


INDICATION

Reduce excessive muscle movement causing fatigue.

INSTRUCTION FOR USE

1. Put your arm through the larger hole so that the "V" mark comes to the back of your hand.
2. Pull up the sleeve so that the elbow is aligned with the rounded part of the taping line in the illustration.
3. Pull up the upper anchor to the upper arm and adjust the entire sleeve to smoothen it.



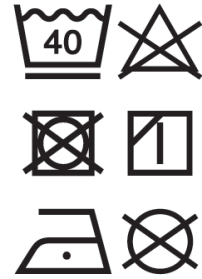
Wear directly on the skin. S-M size has a mark (I) and M-L size has a mark (II) in the same color as the sleeve, inside the upper anchor.

WARNING

- Do not use if you have: (1) abnormalities including swelling and strong pain due to sprain, fracture, or ligament injury etc., (2) peripheral vascular disorder, (3) abnormality such as injury, swelling, rash at site where support is to be worn, or (4) chronic dermatitis / allergy to chemical textile or rubber. If you experience symptoms such as rash / redness, itchiness, eruption, congestion, abnormal pain, or swelling, stop using immediately and consult your healthcare professional. Stop using the product immediately if you feel discomfort.
 - Use only as directed.
 - Use correct size.
 - Do not use when sleeping.
 - Do not wear two layers.
 - It may cause blood circulation disorder, skin disorder, or neurological disorder, pay attention to the following points when wearing. (1) Do not keep bending your elbow. (2) When using for a long time, put on and take off the product repeatedly as appropriate.
- * If the product is not positioned correctly, it may not function as intended.
* Functions obtained by wearing the product may vary depending on each person.

CARE INSTRUCTIONS (Use laundry net)

1. Wash separately below 40°C.
2. Do not bleach.
3. Do not tumble dry.
4. Hang and air-dry. Avoid direct sunlight.
5. Iron at low temperature. Do not steam iron. Use press cloth.
Do not iron printed part ("V").
6. Do not dry clean.



PRECAUTIONS CONCERNING STORAGE AND HANDLING

1. Do not place the product close to fire and heat.
2. Keep out of reach of children.
3. There is a risk of the product tearing if worn in a wrong way or strong force is applied to part of the product.

PACKAGING

2 pieces / unit box

For both right and left arms

PRODUCT OWNER

Kowa Company, Ltd.

4-14, Nihonbashi-honcho 3-chome, Chuo-ku, Tokyo, JAPAN